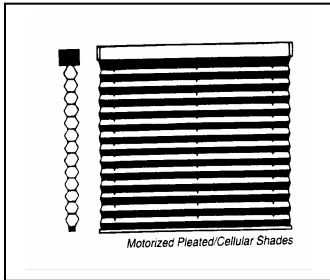


# SPECIFICATIONS Motorized DUETTE or Lift/Tilt Shades

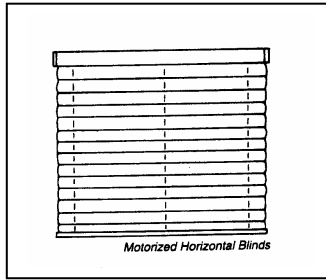
**NOTE: This System Can be Coupled. Allowing for Bays and Large Areas**

**STANDARDS:**

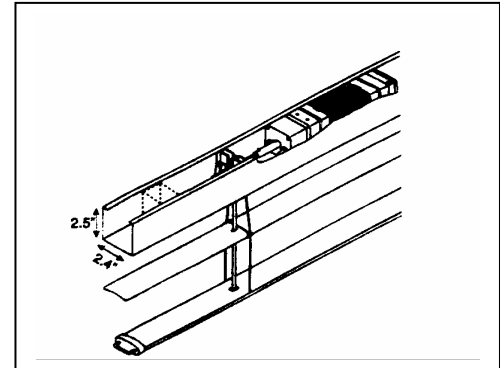
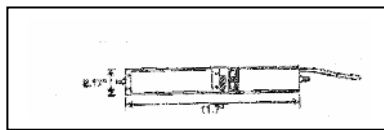
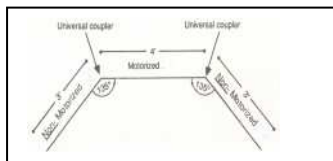
Duettes



Venetians



MAX. single unit width = 16 ft  
 MIN. Single unit width = 30 inches  
 Motor Capacity= up to 44 Lbs.  
 Max Turns = 85 @ 30 RPM  
 Max H = 165" Lift



**HARDWARE**

110 volts AC motor UL recognized  
 with internal limit switches  
 Motor Dimensions = 2.17" x 2.17" x 13"

**ELECTRICAL:**

Rated voltage 110v AC  
 Frequency 50 or 60 Hz  
 Rated Power – 70 watt  
 Current 900 ma  
 UL & CSA recognized

**CONTROL OPTIONS:**

Switch  
 Infrared or Radio Remote Control  
 Digital timer  
 Sun sensor  
 Microprocessor for central buildings  
 Management & automation systems

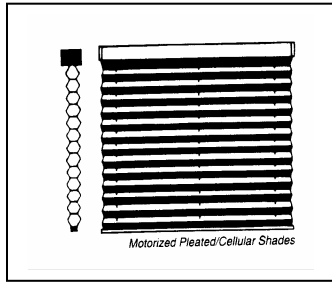
1. **GENERAL.** The pleated/cellular shades or horizontal blinds shall be operated by LEG motorized headrail system for lift/tilt operation or lift only.
2. **ACCEPTABLE MANUFACTURER.** LEG Motorized Systems Miami , FLORIDA USA
3. Motorized pleated/cellular shades or horizontal blind system for slat widths from 1 inch to 2.5 inches
  - a. **MOTOR:** shall be asynchronous 110v60 Hz, rated at 70 Watt and 6NM torque. Motor shall be UL and CSA recognized with thermal overload protectors. Motor dimensions: W=2.17", H=2.17", L=11.7".
  - b. **LIMIT SWITCHES:** Each motor is equipped with pre-set internal limit switches that will regulate the automatic switch-off of the motor upon completion of the running cycle in up and downward direction
  - c. **MOTOR LOCATION:** The motor shall be located inside the headrail positioned either centrally or to the left or right of center. The motor must be properly sound insulated from the headrail to limit acoustical resonance of the headrail enclosure.
  - d. **CONTROLS.** The switching device to activate the system shall be either a LEG switch for hardwired control the LEG radio or IR remote control or LEG automated control system. The remote receivers may be either internally mounted within the headrail system or external mounted. Multiple tracks shall be controlled either individually or by LEG group controllers or automatic controllers.
  - e. **WIRING:** Power supply shall be 110 V Ac three conductor to the primary switch (hardwire switch, radio or IR receiver unit or LEG Automated controls). Wiring between primary switch and selected control units shall be in accordance with manufacturer's wiring schematics and specifications. All on site wiring shall be provided by the OWNER.
  - f. **HEADRAIL:** Shall be rolled steel 2.4" x 2.5" in manufactures specified color ( White, Beige, Silver). The fully enclosed lift/tilt gearing mechanism is mounted onto the 7mm hex shaft. Galvanized metal couplers connect to the motor. Galvanized metal couplers connect to take-off hex shaft at each side of the motor. Headrails shall be provided with plastic endcaps at both ends.
  - g. **SOUND PROTECTION:** deadening material is added to separate gearing mechanisms from the headrail and also the motor.

# SPECIFICATIONS Motorized DUETTE or Lift/Tilt Shades

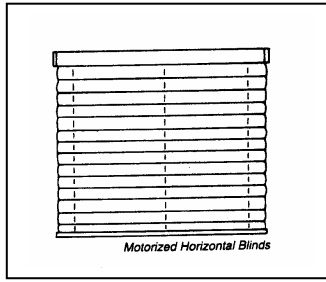
**NOTE: This System Can be Coupled. Allowing for Bays and Large Areas**

**STANDARDS:**

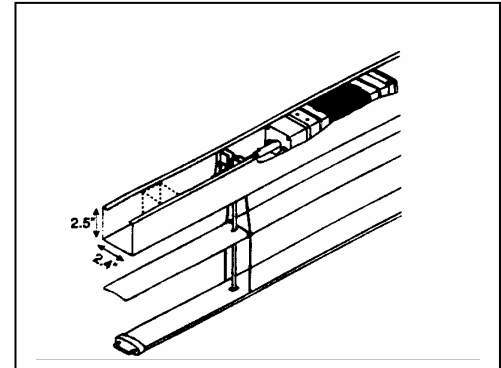
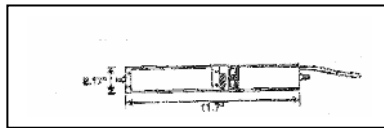
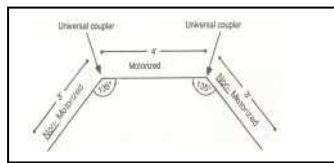
Duettes



Venetians



MAX. single unit width = 16 ft  
 MIN. Single unit width = 30 inches  
 Motor Capacity= up to 44 Lbs.  
 Max Turns = 85 @ 30 RPM  
 Max H = 165" Lift



**HARDWARE**

110 volts AC motor UL recognized  
 with internal limit switches  
 Motor Dimensions = 2.17" x 2.17" x 13"

**ELECTRICAL:**

Rated voltage 110v AC  
 Frequency 50 or 60 Hz  
 Rated Power – 70 watt  
 Current 900 ma  
 UL & CSA recognized

**CONTROL OPTIONS:**

Switch  
 Infrared or Radio Remote Control  
 Digital timer  
 Sun sensor  
 Microprocessor for central buildings  
 Management & automation systems

1. **GENERAL.** The pleated/cellular shades or horizontal blinds shall be operated by LEG motorized headrail system for lift/tilt operation or lift only.
2. **ACCEPTABLE MANUFACTURER.** LEG Motorized Systems Miami , FLORIDA USA
3. Motorized pleated/cellular shades or horizontal blind system for slat widths from 1 inch to 2.5 inches
  - a. **MOTOR:** shall be asynchronous 110v60 Hz, rated at 70 Watt and 6NM torque. Motor shall be UL and CSA recognized with thermal overload protectors. Motor dimensions: W=2.17", H=2.17", L=11.7".
  - b. **LIMIT SWITCHES:** Each motor is equipped with pre-set internal limit switches that will regulate the automatic switch-off of the motor upon completion of the running cycle in up and downward direction
  - c. **MOTOR LOCATION:** The motor shall be located inside the headrail positioned either centrally or to the left or right of center. The motor must be properly sound insulated from the headrail to limit acoustical resonance of the headrail enclosure.
  - d. **CONTROLS.** The switching device to activate the system shall be either a LEG switch for hardwired control the LEG radio or IR remote control or LEG automated control system. The remote receivers may be either internally mounted within the headrail system or external mounted. Multiple tracks shall be controlled either individually or by LEG group controllers or automatic controllers.
  - e. **WIRING:** Power supply shall be 110 V Ac three conductor to the primary switch (hardwire switch, radio or IR receiver unit or LEG Automated controls). Wiring between primary switch and selected control units shall be in accordance with manufacturer's wiring schematics and specifications. All on site wiring shall be provided by the OWNER.
  - f. **HEADRAIL:** Shall be rolled steel 2.4" x 2.5" in manufactures specified color ( White, Beige, Silver). The fully enclosed lift/tilt gearing mechanism is mounted onto the 7mm hex shaft. Galvanized metal couplers connect to the motor. Galvanized metal couplers connect to take-off hex shaft at each side of the motor. Headrails shall be provided with plastic endcaps at both ends.
  - g. **SOUND PROTECTION:** deadening material is added to separate gearing mechanisms from the headrail and also the motor.