



LEG MOTORIZED SYSTEMS

20258 NE 15 CT Miami FL 33179

TEL: 800/ 44-MOTOR 305/ 653-0337

FAX: 800/ 446-6442 305/ 653-6809

INVOICE

e-mail: sales@legmotorizedsystems.com

	12774	-09
DATE	06/04/09	
PO		
REP		








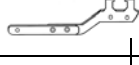








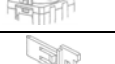

T O :






TEL	
FAX	
CEL	




Part No.	Discription	Sketch	QUAN	30-50	21-30	11-20	1-10	Cst	Ext
DRAPERY SYSTEM									
P 500	30 Watt Drapery motor, 70 LB pull Mechanical Limits 12 N.cm			111.5	122	136	149.57		
	Master motor in								
	Slave motor in								
P 501	45 watt Motor .205 A 18 N.cm			120.54	132	147	161.7		
	<i>Dis-Engaging Motor from RS</i>								
P 503	M 750_ 90 watt Motor Built in RF - RAEX			238	261	290	319		
P 504	YR 2036 RF Hand Control 6- Function			15	17	19	21		
	YR 1326 RF Hand Control 6- Function			29	32	36	39		
	45 Watt TANDEM -Set .41 A				264	294	323.4		
	45 Watt Drapery motor, 140LB pull	220 VOLT							
P 502	60 Watt Motor .273 A 23 N.cm			129.58	142	158	173.83		
	60 Watt TANDEM .55 A				282	314	346		
	AUTO STOP MOTOR			240	259	277	308	339	
	RF for Auto Stop Motor 4- channel			27	28	31	35	38	

CONTRACT DRAPERY MOTORS		101-150	51-100	30-50p	21-30p	11-20 p	1-10 pcs
	30w	76.49	80.62	84.76	88.89	93.02	125.03
	45w	78.45	82.70	86.94	91.18	95.42	128.22
	60w	80.42	84.77	89.12	93.46	97.81	131.42
PJ 06	Transmitter 6- fun White	14.06	14.82	15.56	16.34	17.19	23.80















					30-50	21-30	11-20	1-10 Pc	
	NOTE: Motor Plugs are Additional : Not Included with these								

	Motor Plug 4-wire					5.37	6	6.57		
	6- wire				6.03	6.62	7	8.09		
	<i>*Plugs now come with Motors, but cables may have to be changed</i>									
						30-50	21-30	11-20	1-10 Pc	
D 101	MAIN Drive				7.84	8.60	9.56	10.51		
						31-50 Pc	10-20	1-9 Pc		
D 102	Idler END				4.82	5.29	5.88	6.47		
D 103 L	Drive Runner, Left, Bracket + 2 clips				3.01	3.31	3.68	4.04		
	Drive Runner, Right, Bracket + 2 clips									
	Drive Runner, Left MASTER, w/extension				3.16	3.47	3.86	4.24		
	BIG TACKLE(Master - Heavy Duty/ Rev)							4.24		
	Drive Runner, Right MASTER, w/extension									
	Connecting Apparatus (req 2 / runner)									
	Belt Connectors									
P 218	Wall Bracket 2 7/8" S									
P 219	Wall Bracket 3" V									
P 220	Wall Bracket 4" V									
	STEEL Wall Bkts 4" AG-40									
	STEEL Wall Bkts 6" AG-68									
						1000	500	10		
P 228	Light Duty Drapery Carriers	200			0.22	0.24	0.27	0.30		
P 229	Heavy Duty Drape Carrier NON-Swivel	200			0.39	0.43	0.48	0.53		
	#511419 QUIET RUNNER									
D 115	Fixer - PLASTIC	20			2.76	3.03	3.37	3.70		
	Fixer - METAL									
	Motor Top Gear with Colar							45.00		
	Motor Top Plate							0.00		
	Sliding Lock							0.50		




P 108	Motor Bkts	#6070082		5.73	6.5	6.83			
P 217	Idler Bkts	#9410635		5.90	5.46	5.73			
P 221	Plastic END	#9700958		3.31	3.75	3.94			
P 222	END- Collapsible 10mm	#9420800		6.45	6.82	7.13			
P 223	PH- Pin - SOMFY Motor	#		5.40	6.71	7.05			
P 225	Motor Drive-Somfy	#9206088		1.74	1.97	2.07			
P 450									
P 451									
P 452									
















TUBING				80 pcs	60 pcs	12 pcs	1 pc	
P 230	2" Tube Alum White 24 ft Length				48.67	52.42	56.16	
P 231	2" Tube Steel 20 ft Length				60.75	67.50	75.00	
P 232	40mm Alum Tube White 24 ft Length	5/08		61.79	65.65	69.51	73.37	
				1k Lbs Min			3.06	
P 233	1" Tube 28mm				0.00			
P 234	3" ALUM TUBE 24 ft Length				222	247	274	
P 235	CROWNS = 2							
P 236	Drives = 1							
P 237	40mm Octogon Tube 20 ft Length							
				800- 1K	601-800	401- 600	201-400	1-199
P 202	Fabric Clips 2" 50mm	200/Cs		0.6	0.63	0.66	0.70	0.73
P 203	Fabric Clip 1 1/2" 40mm	200/Cs		0.56	0.59	0.62	0.66	0.69
P 204	1 1/4"	200/Cs						
P 226	Fabric Clip 28mm (1" tube)					0.60	0.65	0.69
P 200 A	Lift Spool 1/4"							10.00
P 227	Lift Spool 1/8"							14.00
P 228	Lift Tape 1/4" 550 yds #367 White	.14/ ft loose						192.00
P 229	Lift Tape 1/8" 1000 yd Roll							112
P 237	NON Stretch Cord 100m	Roll						75.00
P 238	6" Poly Tubing 3.5Mil 15# /Roll							
P 239	10" Poly Tubing 3.5Mil 15#/Roll							43.94
P 240	Lift Line Lock-Clear for Romans #0262-02 27000							0.6






P 217								
P 218								
P 219								
P 400								
P 401								
P 402								
P 403								
P 404								
P 505								
P 506								
P 507								

Rail	White #609								
Rail	Silver #717								
Rail	Bronze #639								
	7mm Motor Adaptor								
P 516	Tilt Rod 7 mm 16 ft # 20 76 711								2.74
P 515	Stop Ring  # 20 76 713								1.18
P 510	bracket/ Cam to mount Rail # 20 75 134								1.74
P 511	Tilt Rod Pulley # 20 76 392								1.16
	Rod Bearing								0
									0
P 512	Tilt Rod cover # 20 76 434								1.44
									0
									0
	Tape Lift SPOOL for 1/8" tape								0
									0
	V- Roll # 20 76 427								1.7
P 514	bearing - Ball Pulley # 20 76 426								2.02
	End caps # 20 78 109								0.46
	Universal Coupler # 20 76 578								2.58
	Std Coupler # 20 76 197								1.98
P 517	Lift Spool for 1/4" Duette tape #51018								4.59
P 518	End Covers for 2.4" Rail								
P 519	RAIL 2.4" 16.5 ft Lenfths								
P 228	Lift Tape 1/4"								0.35



RADIO CONTROL PARTS - (ONLY)

E 101	DR1 Board Only									60
E 215	DR 2 Board Only									80
E 216	DR 4 Board Only									100
E 200										
E 231	D-8C 8-function Board -Linear-									185
E 232	Transformer 24 V CP									20
					101-200	51-100	26-50	6-25	1-5	
E 233	Sequence Relay #2608 / 24									20
E 234	DT 1 1-button hand control			8.70	13.05			17.4		40
E 235	DT 2			12.90	19.35			25.8		50

E 236	DT 4			17.60	26.4			35.2		70
	MINI- "T"			9.90	14.85			19.8		42
E 237	DT 8-12 to be Disc				Discontinue					200
E 238	DR Board Only			13.75						29
E 239	DR 2 Board Only			21.5						44
E 240	DR 4 Board Only			33.25						68
E 241										
E 242	R1R Interface Board ONLY									
E 243	#705 Radio board for R1R									
E 244										
E 245										
E 246										
E 247										
E 248										
E 249										
E 250	LB-35 plastic box 5-1/4x3x1-1/2									5
E 217	Ctl Box White #250 3x6x2 (for RC1)									8
E 218	Ctl Box Beige for RC 2									13
E 102	LNR-1 Linear compatible receiver Ctl (BOARD ONLY)									61
E 103	RP 60 AU (BOARD ONLY)									95
E 104	RP 60 DU (BOARD ONLY)									115
E 209	RP 60 AUM (BOARD ONLY)									115.00
E261	ISO Isolation Relay for AC motor (Board ONLY)									50.00
E 262	ISO-4 4-motor Isolation Relay (Board ONLY)									180.00
E 263	ISO-4 4-motor Isolation Relay 8x8x4 metal box									220.00
E 264	RP 60 AB Control in Box "Plug&Play"									170.00
E 265	R2D7 RS-232 interface for serial Commands									160.00
E 266	RS232 Adapter DB9 to RJ11 adapter for R2D7 interface									15.00
E 267	SSPB-1 programmable Sun Sensor. In White box runs thru R2D7 unit as Add-on unit									95.00
E 268	KEY Pad 24 button for Programing IR-Eye									155.00
E 269	PC 6 power Cord									
E 270	AC Plug White- RIGHT ANGLE- WESPORT									6.00
E 271										
					51-100	26-50 Pc	11-15 Pc	1-10 Pc		
E 202	MALE STAK-3 Hirschman Plug ONLY						9.51	9.75	10	10
E 203	FEMALE STAS-3 Hirschman Plug ONLY						9.51	9.75	10	10
E 219	WEP Wall Entry plate + motor plug (Small 7/8 wall projection)					28.5	29.00	31.00	35.12	
E 220	WAGO motor plug MALE/ on Ctl					11.77	12.39	14.46	16.52	
E 221	WAGO motor plug FEMALE/on Motor					11.77	12.39	13.06	14.92	
E 258	WAGO motor plug MALE/ on Ctl NEW GROUNDED Type									
E 259	WAGO motor plug FEMALE/on Motor NEW Grounded type									
E 222	WAGO INSERT TOOL									0.30
TEST & TOOLS										
E 204	Wire 18/4 500' Roll			Broken = .65						197.80

E 256	Tubular 110 AC			101-	51-100		31-50	21-30	11-20	1-10	
Tubular 110 A	AM35-3/28	32#		70.30	74.1		77.90	81.70	85.5	115	
Tubular 110 A	AM35-6/28 Tubular Motor	52#	110 AC	73.11	77.06		81.02	84.97	88.92	120	
Tubular 110 A	AM35 3/28E 16/ Cs	32#	w/ Trans	109.67	115.60		121.52	127.45	133.38	179	
Tubular 110 A	AM35 6/28 E 16/ Cs	52#	w/trans	112.48	118.56		124.64	130.72	136.8	183	
Tubular 110 A	AM45 10/30	88#		87.17	91.88		96.60	101.31	106.02	142	
Tubular 110 A	AM45 20/30 8/ Cs	176#		89.98	94.85		99.71	104.58	109.44	147	
Tubular 110 A	AM45 30/17 8/ Cs	256#		89.98	94.85		99.71	104.58	109.44	147	
Tubular 110 A	AM45 10/30E 8/ Cs	88#	w/ Trans	126.54	133.38		140.22	147.06	153.9	206	
	AM45 20/30 E 8/ Cs	176#	w/ Trans	129.35	136.34		143.34	150.33	157.32	211	
Tubular 110 A	AM45 30/17 E 8/ Cs	256#	w/ Trans	134.98	142.27		149.57	156.86	164.16	220	
AM45-50	Drive Adaptor			0.84	0.89		0.93	0.98	1.03	2	
	RB 360 Brackets 1 1/2" Projection									2	
	RB 380 Brackets 2.0" Projection									2.5	
	RB 390 Brackets 2 7/8" Projection									3	
	Motor Plate									2	
	End Cap for 40mm Round Tube									10	
E 251	3-wire 18ga Plug Cord White 10 ft									8	
E 257	18/2 2-wire Plug Cord White 8 ft									5	

ADD-ON DRAPERY MOTORS

SM-5 RC	includes transmitter								685	685.00
	NON-Stretch Coring 100 meters								80	
	DR 1000								286	286.00
	IR - Kit								74	74.00
Sub Total of this Invoice										\$0.00
Packaging										
Freight										
GRAND TOTAL DUE is										\$0.00

RETAIN TITLE CONTRACT. ALL GOODS remain property of LEG until paid in Full. Warranties on All equipment as Applied by Manufactures. All equipment to Factory by CLIENT. No Labor, Fgt. or Installation included.
 Any Collections or Legal action will Take Place in Miami, Fl USA. Any collection charges will be additional on past due bills @ 1 1/2% per month
 Any RETURNED Checks. For any reason. Will incur a \$35 processing fee. We DO NOT Re-Deposit these
 NOTE: when dealing with shades over certain widths.. FABRIC is seamed as standard manufacturing practices

This INVOICE must be signed to be entered as your order... Please sign and return Copy to LEG

ACCEPTED BY

